
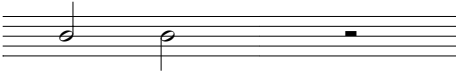
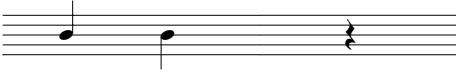





Note	Rest	Length	British name	American name
		4 crotchets	semibreve	whole note
		2 crotchets	minim	half note
		1 crotchet	crotchet	quarter note
		1/2 crotchet	quaver	eighth note
		1/4 crotchet	semiquaver	sixteenth note

Note modifier	Name	Effect
#	sharp	makes a note higher (move finger towards bridge)
♮	natural	Cancels a previous sharp or flat
b	flat	makes a note lower (move finger towards scroll)
• (to right of note)	dot	makes a note or rest 50% longer ♩. – a ‘dotted minim’ – takes 3 crotchet beats ♪. – a ‘dotted crotchet’ – takes 1½ crotchet beats
▭	down bow	start bow at the heel (the square end)
∨	up bow	start bow at the tip (the pointy end)

Time signatures	Exception
The top number gives the number of beats in each bar. The bottom number gives the note in each beat.	If the bottom number is 8 (quaver), the beat is usually a dotted crotchet (3 quavers).
$\frac{4}{4}$ or C 4 crotchet beats in each bar	$\frac{3}{4}$ 3 crotchet beats in each bar
$\frac{2}{2}$ or C 2 minim beats in each bar	$\frac{2}{4}$ 2 crotchet beats in each bar
	$\frac{6}{8}$ 2 dotted crotchet beats in each bar
	$\frac{3}{8}$ 1 dotted crotchet beat in each bar

Pitch



D Major scale



D Major arpeggio






D Harmonic Minor scale













D Melodic Minor scale



Dynamic	Italian	Abbreviation	Meaning
<i>pp</i>	<i>pianissimo</i>		very soft
<i>p</i>	<i>piano</i>		soft
<i>mp</i>	<i>mezzo piano</i>		moderately soft
<i>mf</i>	<i>mezzo forte</i>		moderately loud
<i>f</i>	<i>forte</i>		loud
<i>ff</i>	<i>fortissimo</i>		very loud
	<i>crescendo</i>	<i>cresc.</i>	gradually become louder
	<i>diminuendo</i>	<i>dim.</i>	gradually become softer

Tempo	Italian	Abbreviation	Meaning
	<i>fermata</i>		pause
	<i>ritenuto</i>	<i>rit.</i>	held back
	<i>accelerando</i>	<i>accel.</i>	speed up

Technique	Italian	Abbreviation	Meaning
	<i>arco</i>		bow the strings
	<i>pizzicato</i>	<i>pizz.</i>	pluck the strings




Structure	Italian	Abbreviation	Meaning
	<i>Da Capo</i>	<i>D.C.</i>	return to the start, play to the end
	<i>Da Capo al Fine</i>	<i>D.C. al Fine</i>	return to the start, play to the <i>Fine</i>
	<i>Da Capo al Coda</i>	<i>D.C. al Fine</i>	return to the start, play to the 
	<i>Dal Segno</i>	<i>D.S.</i>	start from the 
	<i>Dal Segno al Fine</i>	<i>D.S. al Fine</i>	start from the  , play to the <i>Fine</i>
	<i>Dal Segno al Coda</i>	<i>D.S. al Coda</i>	start from the  , play to the 
	<i>Fine</i>		finish (only after you pass a <i>D.C. al Fine</i> or <i>D.S. al Fine</i>)
	<i>Segno</i>		sign (come back here after a <i>Dal Segno</i>)
	<i>Coda</i>		tail (go from the  in the music to the  at the end, only after you pass a <i>D.C. al Coda</i> or <i>D.S. al Coda</i>)

Structure examples



1. Play from the beginning to the *D.C. al Fine*.
2. Return to the beginning, play to the *Fine*.



1. Play from the beginning to the *D.S. al Coda*.
2. Play from the  to the *To Coda* .
3. Play from the  *Coda* to the end.